

# **IGLU**

## *Spare Parts Catalogue*



## Lamps and Lamp Holders

**380770**



**Led**  
cable L=960 mm

Iglu B0088600 K0040800

## Microswitches

**380772**



**Snap action door microswitch 5A 250V**  
dim. 27x25 mm, 1NC

Iglu B0048100 K0043600

**585496**



**Magnetic microswitch E530 1NO 250V 0,4A**  
dim. 20x65x9 mm; cable L=1000 mm

Iglu BEH01001

## Terminal Boards

**319090**



**Terminal board 14 poles 2,5 mmq - 400V**  
dim. 175x37 mm

Iglu BEE01002 K0001600

## Heating Elements

**380774**



**Heater cartridge PTC 180W 230V**  
Ø 12x165 mm; thread G3/8"; cable L=2000 mm

Iglu B0106400 K0042400

**380775**



**Heating cable 6,5W 230V**  
(sold by meter)

Iglu B0315700 K0051000

**585424**



**Heating cable 9,25W 230V**  
L=5020 mm

Iglu B0163400

**319972**



**Heating cable 11W 230V L=1600 mm**  
for 2 doors tables BT - TN

Iglu BED00021 K0008300

## Heating Elements

**319978**



**Heating cable 20W 230V L=2000 mm**  
for 3 and 4 doors tables BT - TN

Iglu B0110501 K0044700

**585425**



**Defrosting heating element 2x175W 230V**  
dim. 405x90 mm; cable L=2000 mm

Iglu B0115600

**319944**



**Defrosting heating element 150W 250V**  
dim. 55x485 mm, cable L=3200 mm

Iglu B0027604 K0011900

**585421**



**Defrosting heating element 400W 230V**  
dim. 390x50x80 mm; cable L=2000 mm

Iglu B0417800

**380776**



**Heating element evaporator 300W 230V**  
dim. Ø 8,5x400 mm; cable L= 3500 mm

Iglu BEL00007 BEL01016 K0008200

## Thermostats

**585649**



**Safety thermostat for heating element**  
cable L=1960 mm

Iglu BEM01010 X0172600

## Fans

**585422**



**Fan Ø 200 mm**

Iglu B0214400

**531364**



**Compact fan 120x120x38 mm - 20W 230V**  
**50/60Hz**  
no cable; faston connection 2,8x0,5 mm; 2550 rpm; ball bearing

Iglu BVA01002 K0009500

## Fans

**312224**



**Pentavalent motor EBM 36/10W - high quality**  
230V 50/60Hz - 1300/1550 rpm; with cable L=1500 mm; 5 different kind of fittings

**312225**



**Pentavalent motor EBM 16W - high quality**  
230V 50/60Hz - 1300/1550 rpm; with cable L=1500 mm; 5 different kind of fittings

**312226**



**Pentavalent motor EBM 18W - high quality**  
230/240V 50/60Hz - 1300/1550 rpm; with cable L=1500 mm; 5 different kind of fittings

**312227**



**Pentavalent motor EBM 25/90W - high quality**  
230/240V 50/60Hz; 1300/1550 rpm - with cable L=900 mm

**311605**



**Pentavalent motor EBM 34W - high quality**  
230V 50/60Hz - 1300/1550 rpm; with cable L=1500 mm

**584585**



**Pentavalent motor 12/20W**  
220-240V 50/60Hz - 1400rpm; cable L=1500 mm; faston F6,3 mm

Iglu BVA00003

**316414**



**Tangential fan Ø 60x180 mm; 28W 230V 50/60 Hz**  
cable L=2700 mm; 2150rpm

Iglu B0008500 K0000900

## Drain components

**586111**



**Condenser collecting tray**  
dim. 130x280x40 mm

Iglu BPL01003

**319089**



**Drain plate 1/2"**  
overflow pipe hole Ø 15,5 mm; H=80 mm; with nut - 1 plus cabinets

Iglu B0172400 K0083500

## Hinges

**319102**



**Hinge with spring 22x22x96 mm**  
with shaft dim. 7,5x7,5xh9 mm

Iglu B0148700 K0059000

**319091**



**Hinge pin**

Iglu B0085100 K0091200

**585486**



**Hinge pin Ø 5x22 mm M5**  
CH8

Iglu BRD00022 BRD01009

**319097**



**Lower door hinge**

Iglu G0372800 K0086000

**320009**



**Plate lower hinge 50x28x2 mm**

Iglu B0003500 K0005100

**319098**



**Upper hinge**

Iglu G0240701 K0101300

**585485**



**Upper hinge**  
dim. 45x40x20 mm

Iglu GMA00131

**319120**



**Plug for hinges 22x22xh22 mm PVC**

Iglu B0097500 K0078700

**319990**



**Upper hinge bushing, teflon**  
Øint. 5 mm Øext. 8/12 mm L=16 mm

Iglu BPG00002 K0018900



## Structural components

**586948**



Plug Ø 16/31,5xh21 mm

Iglu BPX01064

**378629**



Covering 665x532x300 mm  
1400lt Rivacold

Iglu B0164500 K0066600

**583096**



Base 550x663x35 mm  
700/1400LT INTEGRA

Iglu B0275900 K0271600

**584666**



Protectionvgrid  
dim. 340x280 mm

Iglu G0159900

## Slide Ways - Shelf Supports

**319087**



Shelf runners 615x30x15 mm [COUPLE]  
for 1400 lt GN2/1 cabinets

Iglu CGG/8V PLUS CGG/8VPLU S\_34+35

**320010**



Shelf runner L=575 mm AISI 304  
[COUPLE]  
For tables GN depth 700 mm shape "C"

Iglu CGG/7

**583399**



Telescopic runner - L 585/850/1195 mm  
[couple]  
1Plus prof.700

Iglu B0042400 K0009400

## Small Mechanical Parts

**319088**



Door lock with barrel Ø 19x26 mm

Iglu BRS00004 BRS01000 K0038600

## Membranes

**380773**



**Adhesive membrane 150x52 mm**

Iglu B0082701 K0033600 K0033601 K0033602

**533609**



**Adhesive membrane 150x53 mm**

Iglu B0082801 K0040900 K0040901

**585776**



**Adhesive membrane 52x150 mm**

Iglu BPE00005

**319084**



**Adhesive membrane 150x52 mm**

Iglu BPE00001 K0043000

**584670**



**Adhesive membrane 57x152 mm**

Iglu B0054200 K0031800

## Printed Circuit Boards

**380777**



**Motherboard**

Iglu B0078500 B0369600 BEA00020 BEA01003

**380778**



**Motherboard**

To order replacement kit provide PNC appliance

Iglu B0053000 K0012600

**583088**



**Motherboard**  
dim. 72x155 mm

Iglu BEA01011 K0106700

**380780**



**Interface board**  
dim. 25x140 mm

Iglu BEA01002 BRX00020 K0033501

## Probes

**435227**



**Probe NTC 1500 mm, black, bulb Ø 6x15 mm**  
TPE coated cable - IP67; working range -40+110°C

**435228**



**Probe NTC, L=3000 mm, black, bulb Ø 6x15 mm**  
TPE coated cable - IP67; working range -40 +110°C

Iglu

BEH00006

BEH01003

BEH01006

K0014600

**532952**



**Probe NTC, L=1500 mm, blue, bulb Ø 6x20 mm, cavity**  
wire end sleeve, TPE cable with sheath - IP68; bulb st. steel; working range -50+105°C

**435281**



**Probe NTC, L=2000 mm, blue, bulb Ø 6x20 mm, cavity**  
wire end sleeve, cable with sheath TPE - IP68; bulb steel, working range -50+105°C

**435167**



**Probe NTC, L=3000 mm, blue, bulb Ø 6x20 mm, cavity**  
wire end sleeve, cable with sheath TPE - IP68; bulb steel; working range -50+105°C

**435116**



**Probe NTC, L=4000 mm, blue, bulb Ø 6x20 mm, cavity**  
wire end sleeve, cable with sheath TPE - IP68; bulb steel, working range -50+105°C

**435276**



**Probe NTC, L=1500 mm, blue, bulb Ø 6x20 mm, cavity**  
Connection Lumberg, cable with sheath TPE - IP68; bulb steel; working range -50+105°C

**435277**



**Probe NTC, L=2000 mm, blue, bulb Ø 6x20 mm, cavity**  
Connection Lumberg, cable with sheath TPE - IP68; bulb steel, working range -50+105°C

**435990**



**Probe NTC, L=4000 mm, blue, bulb Ø 6x20 mm, cavity**  
Connection Lumberg, cable with sheath TPE - IP68; bulb steel; working range -50+105°C

**436120**



**Probe NTC, L=2000 mm, yellow/black, bulb Ø 6x40 mm**  
Cavity+condenser, Lumberg connector, TPE cable with sheath - IP68; bulb st. steel Ø 6x40 mm; working range -50+105°C

**535433**



**Probe NTC, L=1500 mm, green, bulb Ø 6x40 mm, evaporator**  
wire end sleeve, TPE cable with sheath - IP68; bulb st. steel Ø 6x40 mm; working range -50+105°C

**535324**



**Probe NTC, L=2000 mm, green, bulb Ø 6x40 mm, evaporator**  
wire end sleeve, TPE cable with sheath - IP68; bulb st. steel Ø 6x40 mm; working range -50+105°C



## Probes

**535436**



**Probe NTC L=3000 mm, green, bulb Ø 6x40 mm, evaporator**  
wire end sleeve, TPE cable with sheath and polyurethane resin - IP68; st. steel bulb ; working range -50+105°C

**610872**



**Probe NTC, L=4000 mm, green, bulb Ø 6x40 mm, evaporator**  
wire end sleeve, cable with sheath TPE - IP68; bulb steel, working range -50+105°C

**535434**



**Probe NTC, L=1500 mm, green, bulb Ø 6x40 mm, evaporator**  
Lumberg connector , TPE cable with sheath - IP68; bulb st. steel Ø 6x40 mm; working range -50+105°C

**535435**



**Probe NTC, L=2000 mm, green, bulb Ø 6x40 mm, evaporator**  
Lumberg connector , TPE cable with sheath - IP68; bulb st. steel Ø 6x40 mm; working range -50+105°C

**610751**



**Probe NTC, L=3600 mm, green, bulb Ø 6x40 mm, evaporator**  
Lumberg connector, TPE cable with sheath - IP68; bulb st. steel; working range -50+105°C

**618875**



**Probe PTC L=1500 mm, black PVC, bulb Ø 6x30 mm, IP68**  
wire end sleeve, TPE cable - IP68; bulb st. steel; working range -50+105°C

**618876**



**Probe PTC L=3000 mm, black PVC, bulb Ø 6x40 mm IP68**  
wire end sleeve, TPE cable - IP68; bulb st. steel; working range -50+105°C

**349636**



**Probe PTC L=1500 mm, silicone, bulb Ø 6x40 mm, IP68**  
wire end sleeve, TPE cable - IP68; bulb st. steel Ø 6x40 mm; working range -50+105°C

**435122**



**Probe PTC L=3000 mm, silicone, bulb Ø 6x40 mm IP68**  
wire end sleeve, TPE cable - IP68; bulb st. steel; working range -50+105°C

**584974**



**Core probe 90° multipoint**  
bulb Ø 4,5xLtot. 100 mm; cable L=1600 mm + 3000 mm

Iglu

B0146700

## Thermoregulators

319940



**Thermoregulator XR60CX 230V 50/60Hz 0-60°C**

NTC-PTC probe, 2 relays 8A+ 1 relay 20A, mounting hole 71x29 mm - programmed for autonomous table TRGUC/2V

Iglu

B0147500

K0072300

583762



**Thermoregulator IDNext902 P 230V AIR-HC**

1 digital input SELV; 1 analog input PTC or NTC or Pt1000 selectable; 1 digital output SPDT 10(6)A 230V; 1 x TTL; dim. 81x35x60 mm; mounting hole 71x29 mm

586133



**Thermoregulator IDNext961 P 230V AIR-HC**

1 digital input SELV; 1 analog input PTC or NTC or Pt1000 selectable; 1 digital output SPST 2Hp/12(8)A 230V; 1 x TTL; dim. 81x35x60 mm; mounting hole 71x29 mm

601801



**Thermoregulator IDNext961 P 230V AIR-HC with NTC probe**

1 digital input SELV; 1 analog input PTC or NTC or Pt1000 selectable; 1 digital output SPST 2Hp/12(8)A 230V; 1 x TTL; dim. 81x35x60 mm; mounting hole 71x29 mm; NTC probe L=1500 mm; black; bulb Ø 6x15 mm; TPE coated cable - IP67; working range -40+110°C

586134



**Thermoregulator IDNext971 P 230V BUZ AIR-HC**

1 digital input SELV; 2 analog input PTC or NTC or Pt1000 selectable; 1 digital output SPST 2Hp/12(8)A 230V; 1 digital output SPDT 0,5Hp/8(4)A 230V; 1 x TTL; dim. 81x35x60 mm; mounting hole 71x29 mm

601802



**Thermoregulator IDNext971 P 230V BUZ AIR-HC**

1 digital input SELV; 2 analog input PTC or NTC or Pt1000 selectable; 1 digital output SPST 2Hp/12(8)A 230V; 1 digital output SPDT 0,5Hp/8(4)A 230V; 1 x TTL; dim. 81x35x60 mm; mounting hole 71x29 mm; NTC probe L=1500 mm; black; bulb Ø 6x15 mm; TPE coated

586135



**Thermoregulator IDNext974 P 230V BUZ-HC**

1 digital input SELV; 2 analog input PTC or NTC or Pt1000 selectable; 1 digital output SPST 2Hp/12(8)A 230V; 1 digital output SPDT 0,5Hp/8(4)A 230V; 1 digital output SPST 5(2)A 230V; 1 x TTL; dim. 81x35x60 mm; mounting hole 71x29 mm

601803



**Thermoregulator IDNext974 P 230V BUZ-HC with NTC probes**

1 digital input SELV; 2 analog input PTC or NTC or Pt1000 selectable; 1 digital output SPST 2Hp/12(8)A 230V; 1 digital output SPDT 0,5Hp/8(4)A 230V; 1 digital output SPST 5(2)A 230V; 1 x TTL; dim. 81x35x60 mm; mounting hole 71x29 mm; 2 x NTC probe L=1500

586150



**Dongle BTLE 4.2 Datalog Air**

Temp. range: -20 - 65°C; Umidity range: 0-90%; Power Supply: 2.7-5V; Freq. range: 2402-2480 MHz; Transm. range: 10m; Abs: <50 mW; Memory: 10080Mb; Serial port: 1xTTL; Installation: Screw

586155



**Cable 5V JST XHP-5 / MOLEX 5263 PVC L=950 mm**

## Compressors

**522394**



**Compressor NT2180GK R404A**  
230V 50Hz

Iglu B0040400 K0000700

**320079**



**Compressor EMT 6165GK R404A**  
220-240V 50Hz

Iglu B0040201 K0000600

## Condensators

**319982**



**Condenser 258x255x160 mm**  
complete with fan 16/60W 220/240V 50/60Hz

Iglu B0245600 K0001800

**319985**



**Condenser 285x285x155 mm**  
complete with fan 18/73W 230V 50/60Hz  
0,52A - TCG

Iglu K0001900

## Evaporator

**380690**



**Evaporator 450x300x50 mm**  
TCGS - TRGS

Iglu B0008400 BFD00022 BFD01044 K0001700

**582145**



**Evaporator 70 Lt**  
dim. 125x370x245 mm

Iglu B0117300 K0045400

**584848**



**Evaporator 503x200x235 mm**  
1400lt

Iglu B0117500

## Dehydrator filters

**584413**



**Dehydrator filter GR.30 3 ways** Ø 24x145  
mm  
Ø IN 6mm - OUT 6 mm

Iglu B0247300 K0026300

## Expansion valves

**319968**



**Thermostatic expansion valve TUB - R404A R507**  
Inox welding connections, for BT tables

Iglu

B0128900

K0031200

**319964**



**Thermostatic expansion valve TUB - R404A R507**  
Inox welding connections, without equalizer; for TN tables


Iglu

B0058400

K0037900

## Magnetic gaskets

**324645**



**Magnetic gasket 396x589 mm**

Iglu

B0141700

K0077700

**380747**



**Magnetic gasket 172x390 mm**  
for drawer

Iglu

B0118501

K0065300

**380763**



**Magnetic gasket 172x404 mm**  
for drawer

Iglu

B0002201

K0003900

**380757**



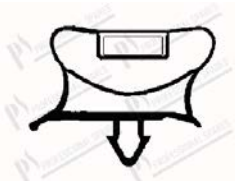
**Magnetic gasket 198x382 mm**  
for drawer

Iglu

B0017602

K0004100

**380761**



**Magnetic gasket 258x385 mm**  
for drawer

Iglu

B0002301

K0003600

**380751**



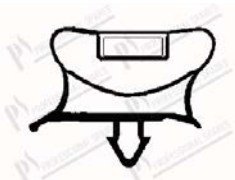
**Magnetic gasket 270x470 mm**  
grey, snap-in gasket

Iglu

B0020901

K0004700

**380753**



**Magnetic gasket 314x404 mm**  
for drawer

Iglu

B0017502

K0003700

**310483**



**Magnetic gasket 339x404 mm**  
for drawer

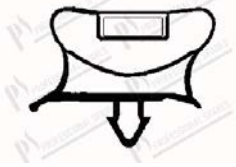
Iglu

B0021802

K0003800

## Magnetic gaskets

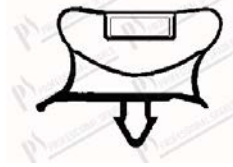
**535146**



**Magnetic gasket 385x635 mm**  
for door

Iglu K0003400

**310480**



**Magnetic gasket 385x689 mm**  
grey, snap-in gasket

Iglu K0003500

**316509**



**Magnetic gasket 390x577 mm**

Iglu B0002001 K0003300

**380745**



**Magnetic gasket 392x410 mm**  
for drawer

Iglu B0099200 K0039600

**585626**



**Magnetic gasket 392x640 mm**  
grey, snap-in gasket GN H=710

Iglu B0017402 BPB01097 BPB01398

**585665**



**Magnetic gasket 392x690 mm**

Iglu B0021702 BPB01381

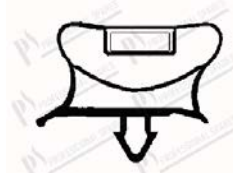
**380760**



**Magnetic gasket 404x461 mm**  
for drawer

Iglu B0017702 K0004400

**380767**



**Magnetic gasket 470x640 mm**  
grey snap-in gasket

Iglu B0043602 K0004500

**316505**



**Magnetic gasket 470x579 mm**  
grey snap-in gasket

Iglu B0005101 K0003200

**380768**



**Magnetic gasket 535x760 mm**  
grey snap-in gasket

Iglu B0023301 K0004900

**319122**



**Magnetic gasket 564x1560 mm**  
for door

Iglu B0157600 K0075700

**583030**



**Magnetic gasket 578x602 mm**  
for door

Iglu B0059700 K0031700



## Magnetic gaskets

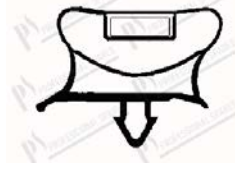
319121



Magnetic gasket 620x1616 mm

Iglu B0157700 K0075600

324223



Magnetic gasket 642x1533 mm  
grey, snap-in gasket

Iglu BPB00218 K0031400

## Grids and Shelves

441284



Gridded shelf in grey rilsan GN 1/1  
dim. 325x530 mm

Iglu RGR/G  
GN1/1

441317



Gridded shelf in grey rilsan GN 2/1  
dim. 650x530 mm with stopper

Iglu RGR/G  
GN2/1

585082



Gridded shelf in grey rilsan GN 2/1  
dim. 400x600 mm

Iglu B0012600

583494



Gridded shelf 490x370 mm INOX  
Table GN P=700

Iglu B0031501

**Crimp terminals assortment case - TOP QUALITY - 1660 pieces**



**code**    **description**  
**585630**    Crimp terminals assortment case  
**22 sections - 1660 pieces**



**Content description**

pic.	description	colour	quantity
A	end sleeve 1 mm <sup>2</sup> L=8 mm	Yellow	100 PCs
	end sleeve 1,5 mm <sup>2</sup> L=10 mm	Red	100 PCs
	end sleeve 2,5 mm <sup>2</sup> L=12 mm	Blue	100 PCs
	end sleeve 4 mm <sup>2</sup> L=12 mm	Grey	50 PCs
	end sleeve 6 mm <sup>2</sup> L=12 mm	Black	50 PCs
	end sleeve 10 mm <sup>2</sup> L=12 mm	White	50 PCs
	B	Pre-insulated faston 1,5 - 2,5 mm <sup>2</sup> 4,8x0,8 mm	Blue
Pre-insulated faston 1,5 - 2,5 mm <sup>2</sup> 6,3x0,8 mm		Blue	80 PCs
C	M/F piggy back faston 1,5 - 2,5 mm <sup>2</sup> 6,3x0,8 mm	Blue	50 PCs
D	butt connector 1,5 - 2,5 mm <sup>2</sup>	Blue	50 PCs
	butt connector 4 - 6 mm <sup>2</sup>	Yellow	50 PCs
E	blue insulated eyelet Ø 4 mm 1,5 - 2,5 mm <sup>2</sup>	Blue	100 PCs
	blue insulated eyelet Ø 5 mm 1,5 - 2,5 mm <sup>2</sup>	Blue	50 PCs
	yellow insulated eyelet Ø 5 mm 1,5 - 2,5 mm <sup>2</sup>	Yellow	50 PCs
F	Blue insulated fork d=4 mm 1,5 - 2,5 mm <sup>2</sup>	Blue	100 PCs
	Blue insulated fork d=6 mm 4 - 6 mm <sup>2</sup>	Blue	50 PCs
G	insulated M faston 2,8x0,8 mm 1,5 - 2,5 mm <sup>2</sup>	Red	100 PCs
H	short M faston 6,3x0,8 mm 1 - 2,5 mm <sup>2</sup>	Blue	100 PCs
I	short M faston cover 6,3x0,8 mm	White	50 PCs
J	F nickel-plated steel faston 6,3x0,8 mm 0,5 - 1 mm <sup>2</sup>	Blue	100 PCs
J	F nickel-plated steel faston 6,3x0,8 mm 1 - 2,5 mm <sup>2</sup>	Blue	100 PCs
	nickel-plated steel piggyback 1 - 2,5 mm <sup>2</sup>	Blue	100 PCs

